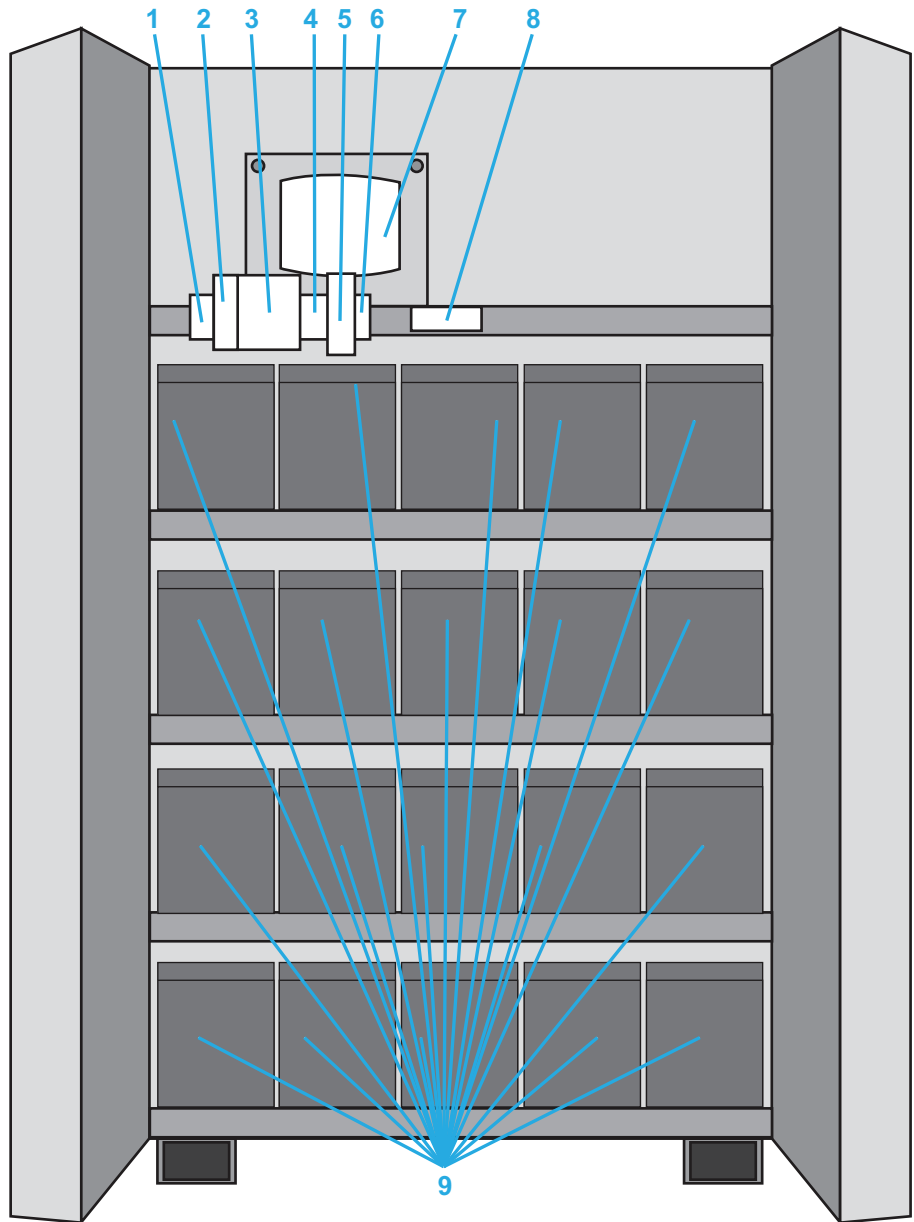


- 1 - Input Terminal Blocks
- 2 - Input Transformer
- 3 - Input Circuit Breaker
- 4 - Battery Breaker
- 5 - Output Terminal Blocks
- 6 - Output Main Breaker
- 7 - Output Transformer
- 8 - TB/Circuit Breaker Label
- 9 - Batteries



Notice: This drawing contains confidential and proprietary data originated. All design, manufacturing, reproduction, use and sale rights are expressly reserved. The recipient agrees by accepting this document, not to supply or disclose and information regarding it to any unauthorized person, or to incorporate this data into any other design or use thereof. All patent rights are expressly reserved.

DE1 8KW-14KW
System Component Layout

Drawing #
070-0028-00

Drawing by: H.A. Berger

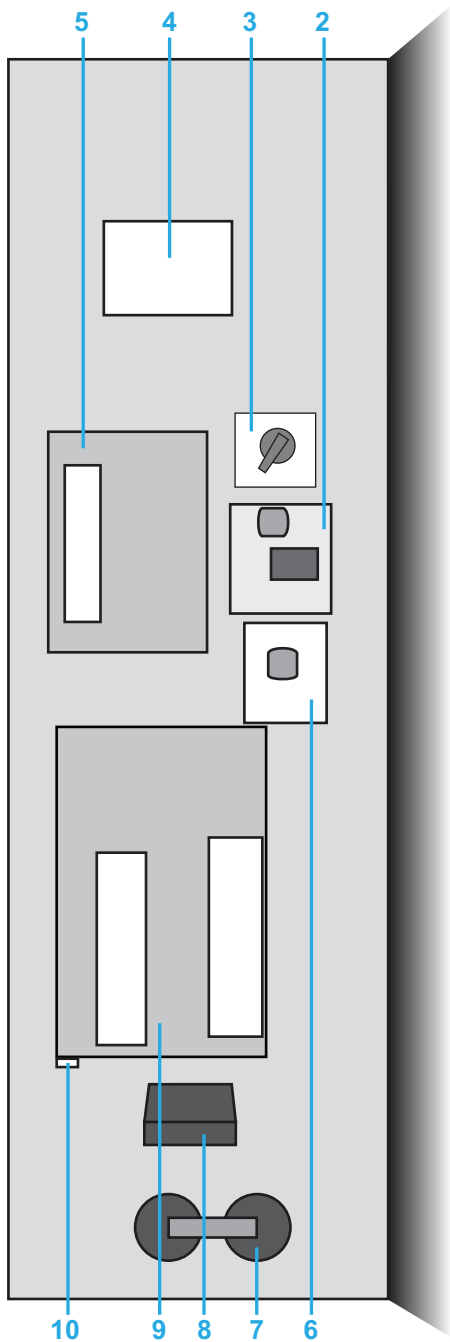


1921 S. Quaker Ridge Place
Ontario, CA 91761
Ph: 1.877.DSPM POWER
1.877.377.6769
Fax: 909.930.3335
E-Mail: engineering@dspmanufacturing.com

Revision
Level
A

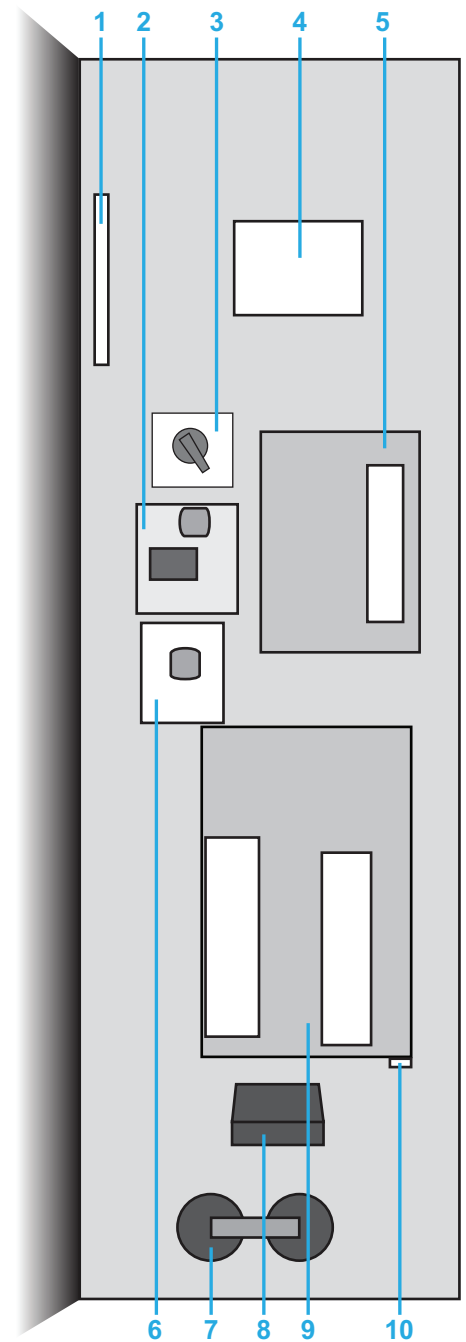
Sheet 1 of 2

Inside Doors:



- 1 - Manufacturers Label
- 2 - Output Filter
- 3 - Bypass Switch
- 4 - Display
- 5 - Charger Board
- 6 - Input Filter
- 7 - DC Caps
- 8 - Fans
- 9 - Main Power Board
- 10 - Interface*

*Please see the "Interface" section of the manual for more detailed information



Notice: This drawing contains confidential and proprietary data originated. All design, manufacturing, reproduction, use and sale rights are expressly reserved. The recipient agrees by accepting this document, not to supply or disclose and information regarding it to any unauthorized person, or to incorporate this data into any other design or use thereof. All patent rights are expressly reserved.

DE1 8KW-14KW
System Component Layout

Drawing #
070-0028-00
Drawing by: H.A. Berger

DSPM INC.
DIGITAL SIGNAL POWER MANUFACTURER
www.DSPManufacturing.com

1921 S. Quaker Ridge Place
Ontario, CA 91761
Ph: 1.877.DSPM POWER
1.877.377.6769
Fax: 909.930.3335
E-Mail: engineering@dspmanufacturing.com

Revision
Level
A
Sheet 2 of 2